





# DOWNFORCE™

# DOWNFORCE™

AUCTION PRICE	CAR	BET 1	BET 2	BET 3	AUCTION PRICE	CAR	BET 1	BET 2	BET 3
	 BLACK					 BLACK			
	 BLUE					 BLUE			
	 GREEN					 GREEN			
	 ORANGE					 ORANGE			
	 RED					 RED			
	 YELLOW					 YELLOW			

BETTING PAYOUTS	1st	\$9 M	\$6 M	\$3 M	BETTING PAYOUTS	1st	\$9 M	\$6 M	\$3 M
	2nd	6 M	4 M	2 M		2nd	6 M	4 M	2 M
	3rd	3 M	2 M	1 M		3rd	3 M	2 M	1 M

RACING PAYOUTS						RACING PAYOUTS					
1st	2nd	3rd	4th	5th	6th	1st	2nd	3rd	4th	5th	6th
\$12 M	9 M	6 M	4 M	2 M	0 M	\$12 M	9 M	6 M	4 M	2 M	0 M

$\frac{\text{RACING TOTAL}}{\quad} + \frac{\text{BETTING TOTAL}}{\quad} - \frac{\text{AUCTION TOTAL}}{\quad} = \frac{\text{TOTAL WINNINGS}}{\quad} \text{ M}$	$\frac{\text{RACING TOTAL}}{\quad} + \frac{\text{BETTING TOTAL}}{\quad} - \frac{\text{AUCTION TOTAL}}{\quad} = \frac{\text{TOTAL WINNINGS}}{\quad} \text{ M}$
---	---